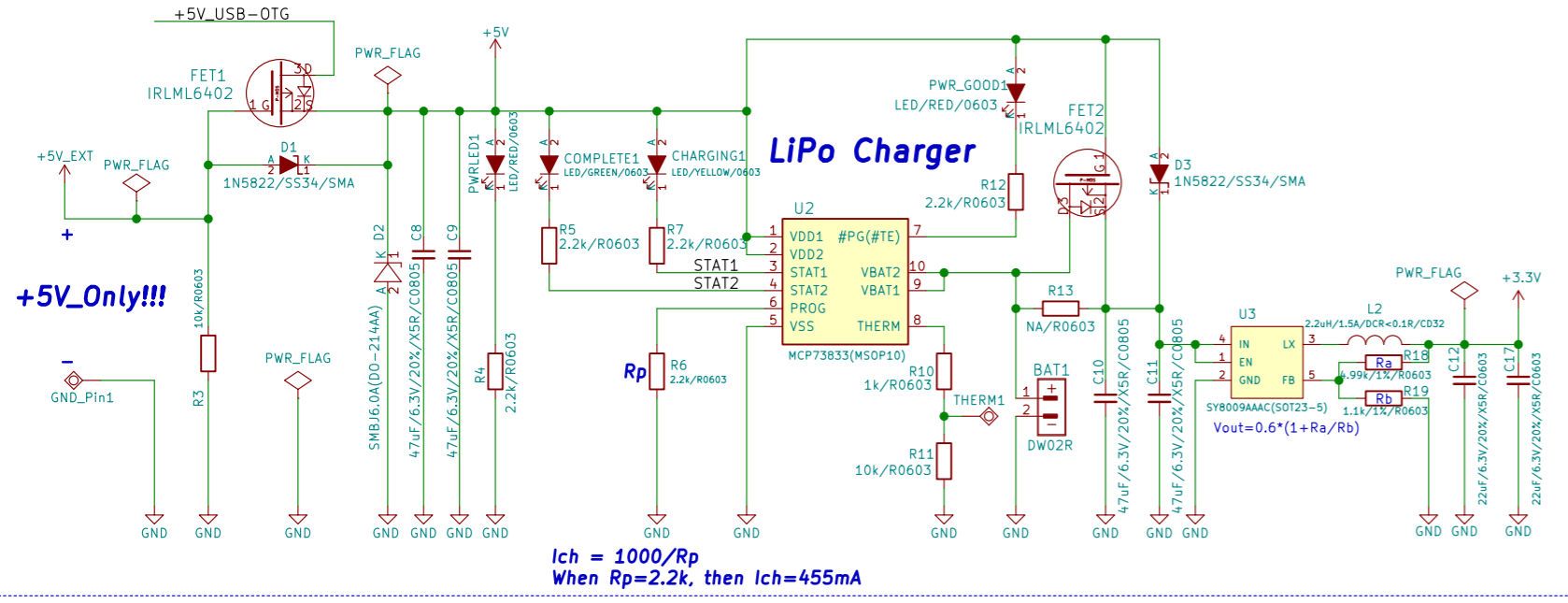


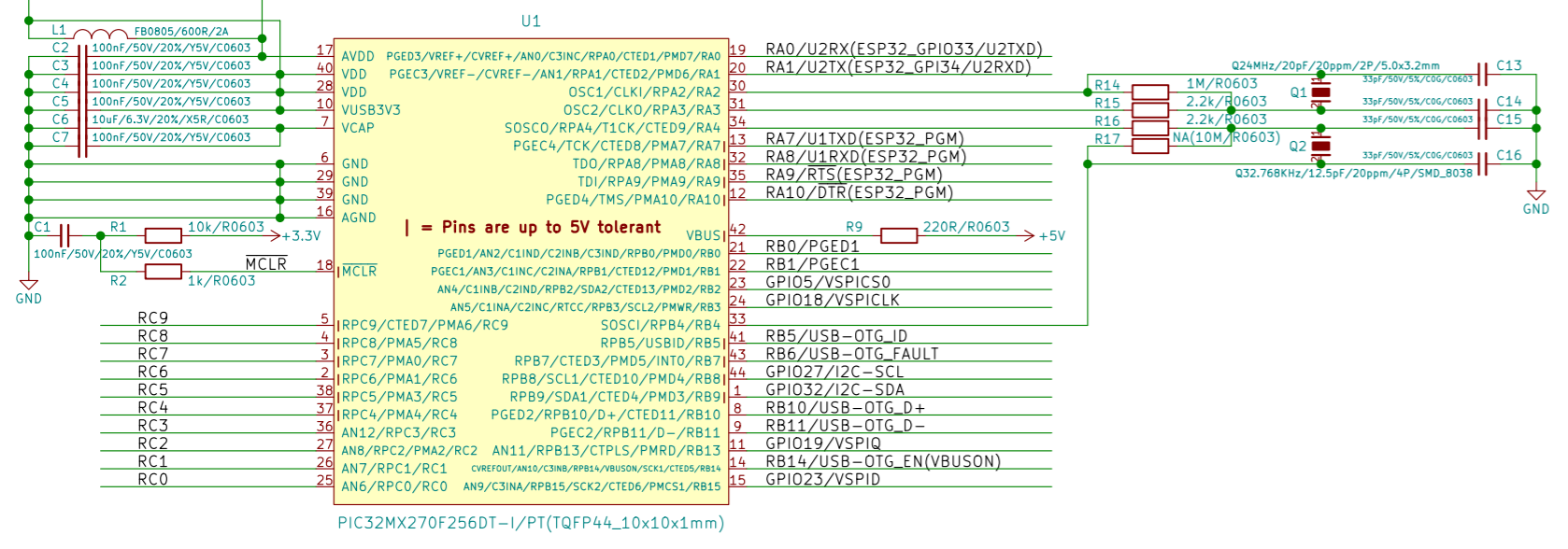
Power Supply



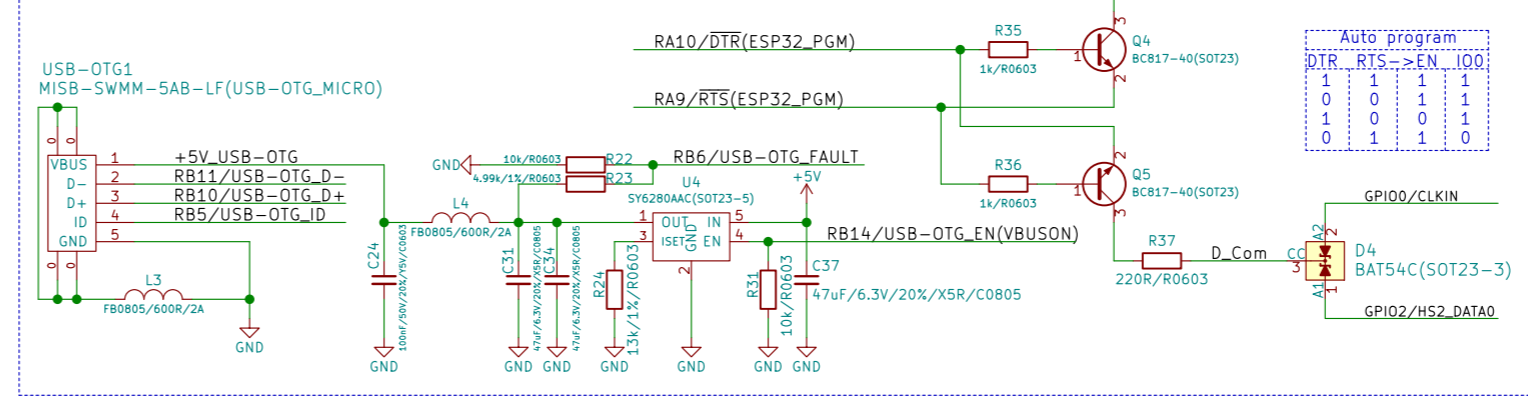
ESP32-D0WDQ6(QFN48_6x6mm)



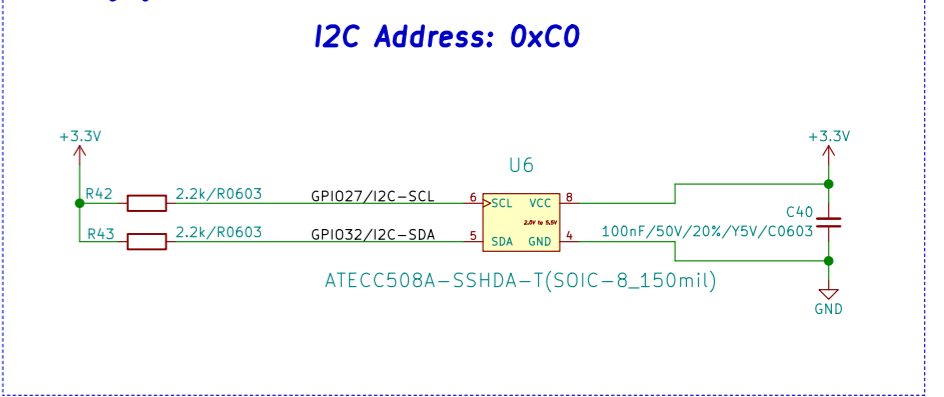
PIC32MX270F256DT-I/PT



USB-OTG and PGM



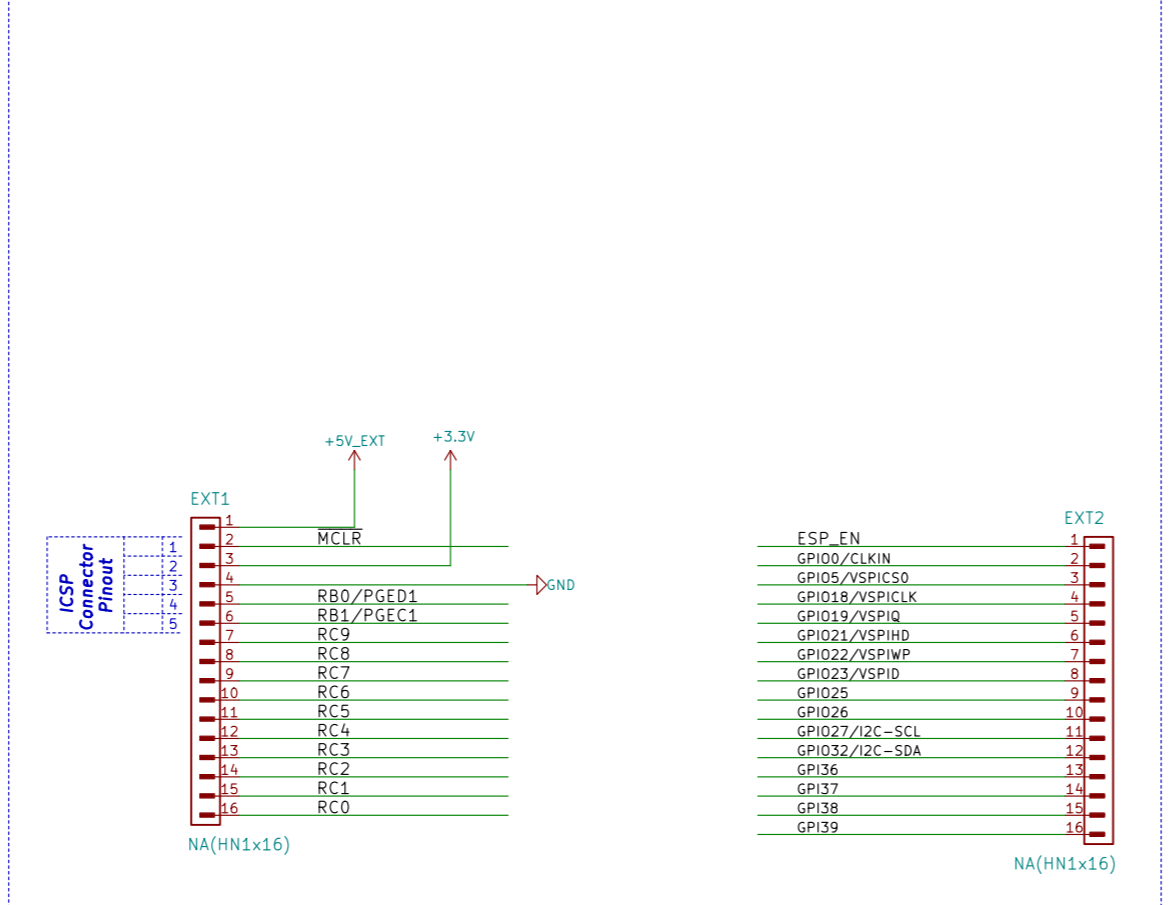
Crypto Authentication Device



Write down the PIC registers correct values to set up the selected peripherals!!!!

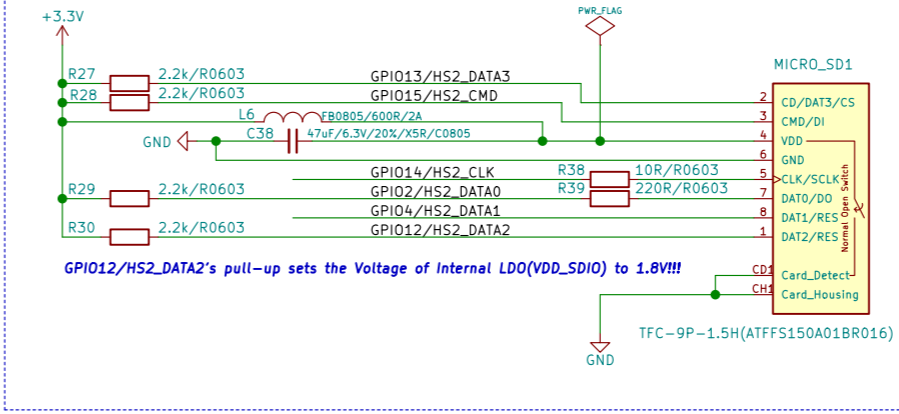
Optimize the values after all!!!

Extension Connectors

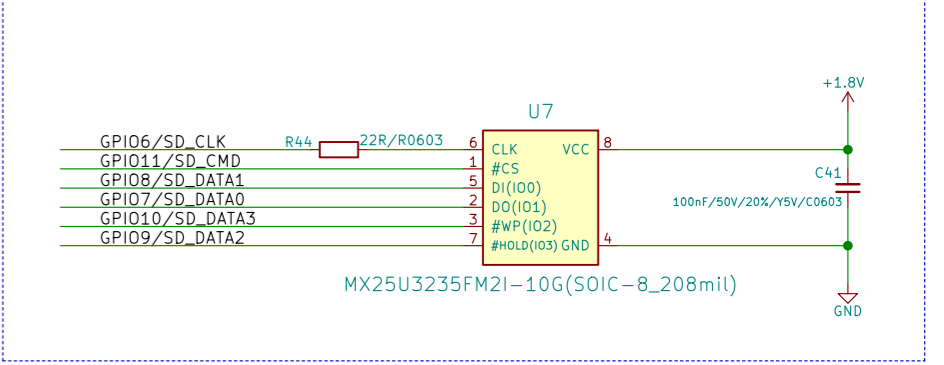


Notes:
 1. According to the datasheet: VSPI Supports Standard SPI, Dual SPI, and Quad SPI that can be connected to the external flash and SRAM!!!!

SD/MMC Card



32M Bits Serial MULTI I/O FLASH MEMORY



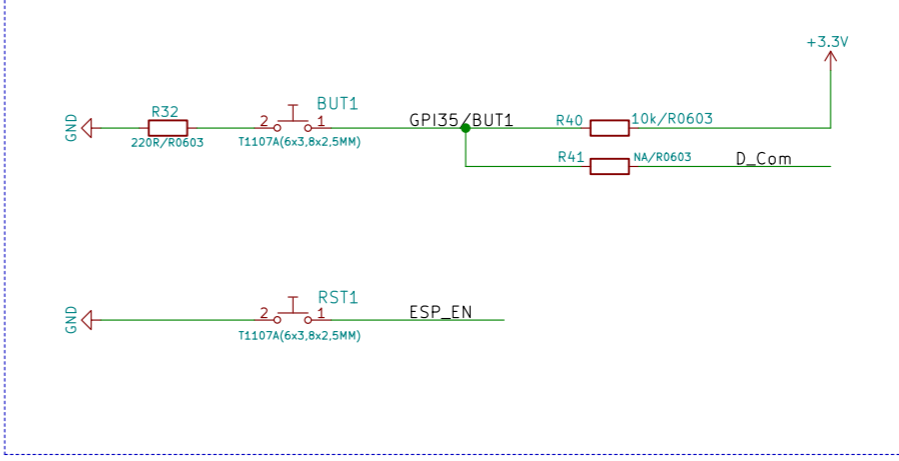
Bootstrapping Pins Informations

Interface	Signal	Pin
EMAC	EMAC_MD0_out	Any GPIO
	EMAC_MD1_in	
	EMAC_MD0_in	
	EMAC_CS0_out	
	EMAC_CS1_in	
I2C	I2CEXT0_SDA_in	Any GPIO
	I2CEXT1_SDA_in	
	I2CEXT0_SCL_out	
	I2CEXT1_SCL_out	
	I2CEXT1_SDA_out	
General Purpose SPI	HSPIC0_in_out	Any GPIO
	HSPIC1_in_out	
	HSPIC2_in_out	
	HSPIC3_in_out	
	HSPIC4_in_out	
	HSPIC5_in_out	
	HSPIC6_in_out	
	HSPIC7_in_out	
	HSPIC8_in_out	
	HSPIC9_in_out	
HSPIC10_in_out		

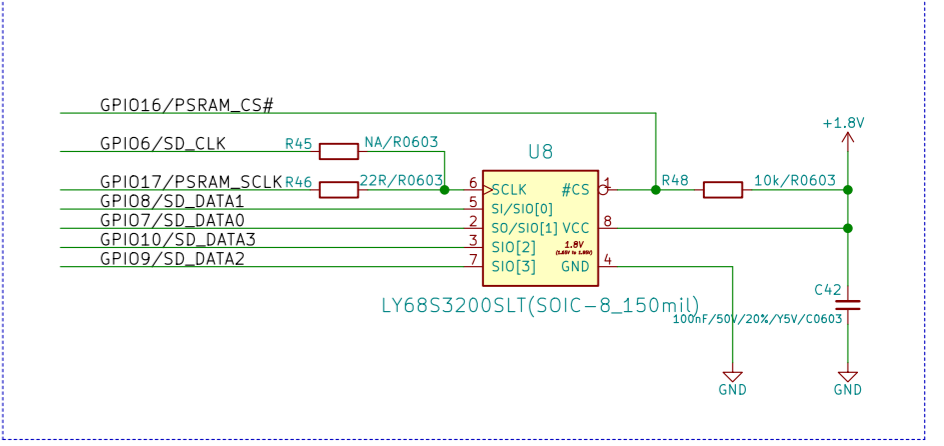
Interface	Signal	Pin
EMAC	EMAC_MD0_out	Any GPIO
	EMAC_MD1_in	
	EMAC_MD0_in	
	EMAC_CS0_out	
	EMAC_CS1_in	
I2C	I2CEXT0_SDA_in	Any GPIO
	I2CEXT1_SDA_in	
	I2CEXT0_SCL_out	
	I2CEXT1_SCL_out	
	I2CEXT1_SDA_out	
General Purpose SPI	HSPIC0_in_out	Any GPIO
	HSPIC1_in_out	
	HSPIC2_in_out	
	HSPIC3_in_out	
	HSPIC4_in_out	
	HSPIC5_in_out	
	HSPIC6_in_out	
	HSPIC7_in_out	
	HSPIC8_in_out	
	HSPIC9_in_out	
HSPIC10_in_out		

Interface	Signal	Pin
EMAC	EMAC_MD0_out	Any GPIO
	EMAC_MD1_in	
	EMAC_MD0_in	
	EMAC_CS0_out	
	EMAC_CS1_in	
I2C	I2CEXT0_SDA_in	Any GPIO
	I2CEXT1_SDA_in	
	I2CEXT0_SCL_out	
	I2CEXT1_SCL_out	
	I2CEXT1_SDA_out	
General Purpose SPI	HSPIC0_in_out	Any GPIO
	HSPIC1_in_out	
	HSPIC2_in_out	
	HSPIC3_in_out	
	HSPIC4_in_out	
	HSPIC5_in_out	
	HSPIC6_in_out	
	HSPIC7_in_out	
	HSPIC8_in_out	
	HSPIC9_in_out	
HSPIC10_in_out		

Buttons



32M Bits Serial Pseudo-SRAM with SPI and QPI



Fiducials

